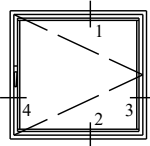
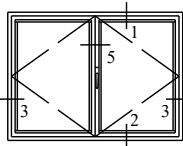


SINGLE CASEMENT



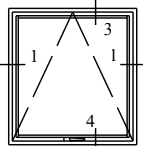
STYLE SHC

DOUBLE CASEMENT



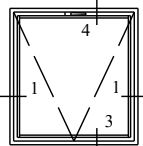
STYLE DSHC

SINGLE CASEMENT



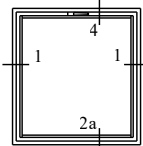
STYLE THC

SINGLE CASEMENT



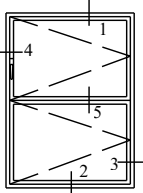
STYLE BHC

SINGLE CASEMENT



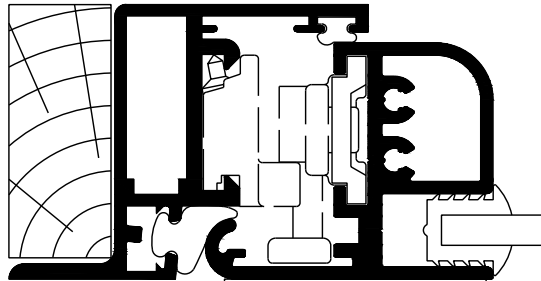
STYLE LO

STABLE DOOR



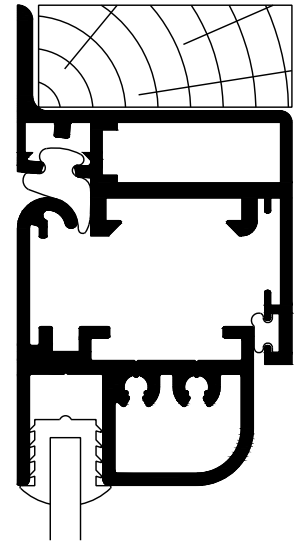
STYLE STDC

4

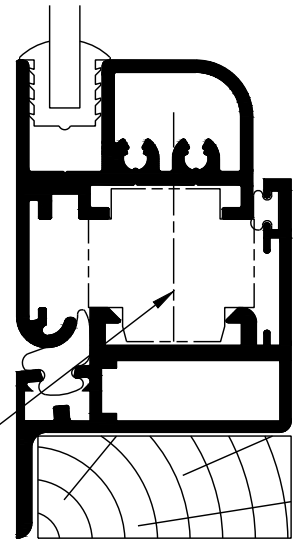


STANDARD HANDLE

1



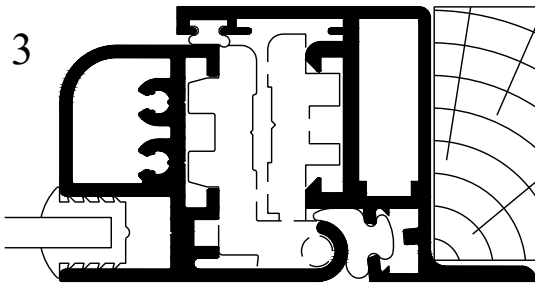
2



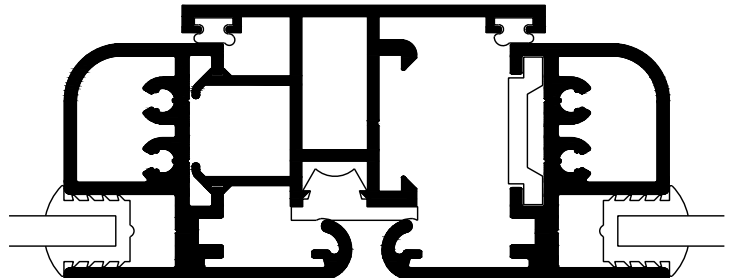
Support block for lift out unit only

2a

3



5 DOUBLE CASEMENT MEETING STILE



Drawings show standard 33 x 15mm softwood grounds without packing tolerance. Selectaglaze Ltd. reserves the right to alter any of the sections without prior notice.

SCALE 1:1
(print without scaling)

DRAWN	DATE	ISSUE	AA	BA	BB	BC	BD		
S. THOMPSON	06-10-06	C.N.	06/035	11/008	13/048	14-016	18-025		
DESCRIPTION			SERIES 45 SLIMLINE SIDE HUNG CASEMENT UNIT						
This document is the property of Selectaglaze Ltd and full copyright is reserved			SHEET 1 OF 1 SHEETS			CAD FILE NAME		DS-245-BD.dwg	
			DATA SHEET NUMBER		DS-245			ISSUE BD	